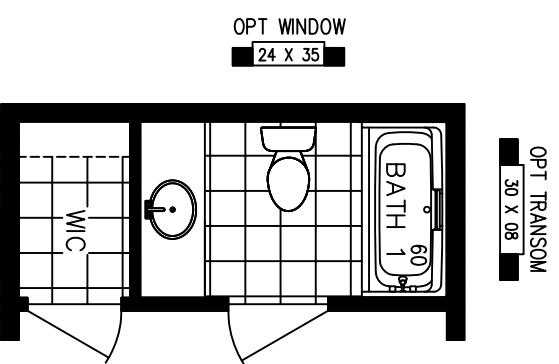
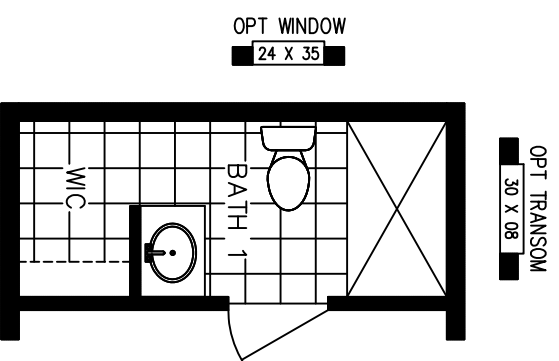


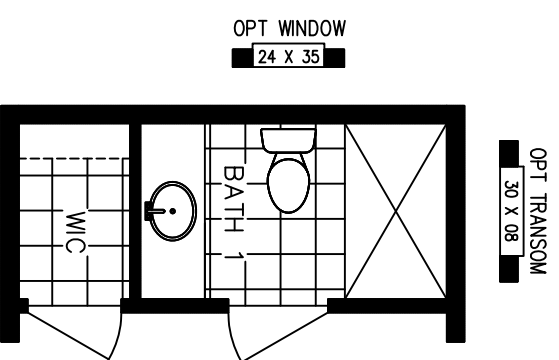
TOPAZ 70 | Model: 7414-613 | 14X70 | 922 sq. ft. | 3 Bedroom 2 Bath



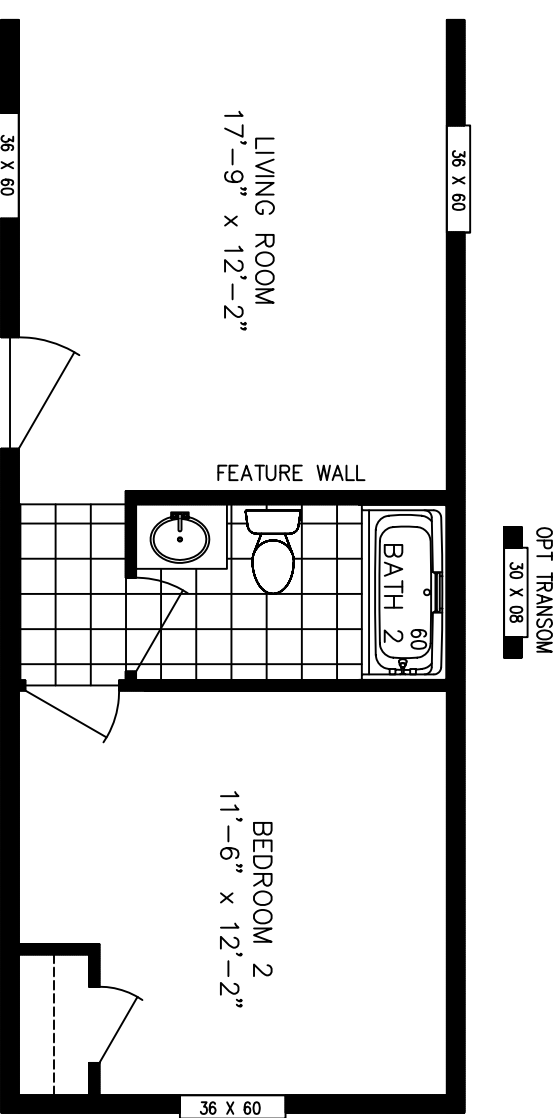
OPT. BATH 1 LAYOUT



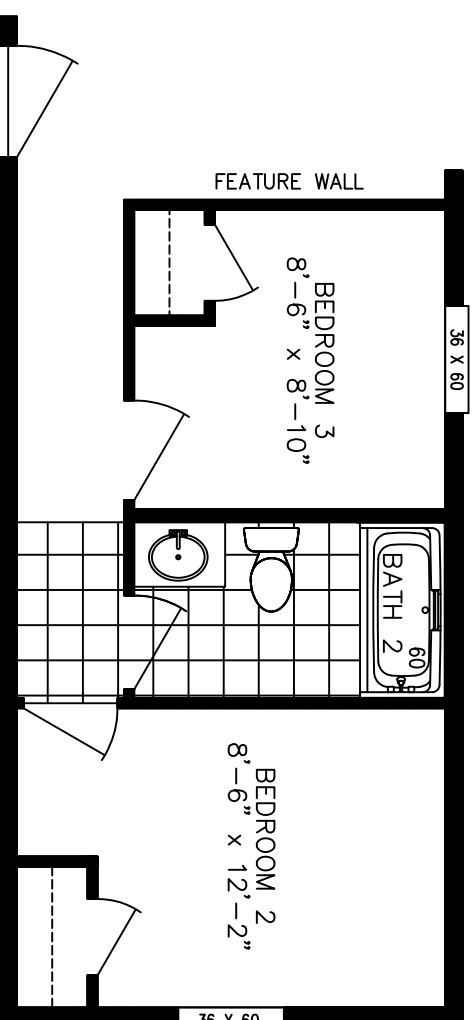
OPT. 60" SHOWER



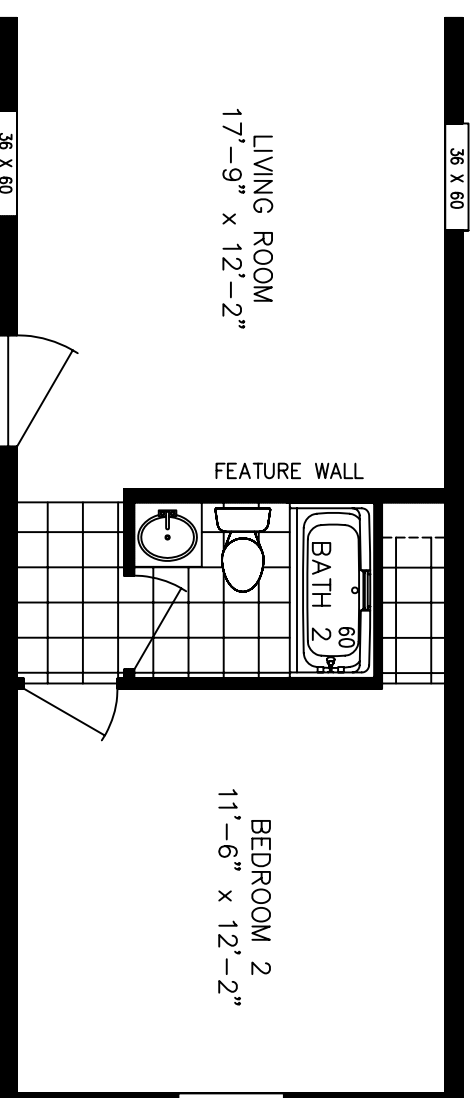
OPT. 60" SHOWER
W/ BATH 1 LAYOUT



2 BEDROOM OPT.
W/ALT CLOSET



3 BEDROOM OPT.
W/ALT CLOSET



2 BEDROOM OPT.

TOPAZ 70

CLAYTON HOMES

LITERATURE PLAN

RV/ DESCRIPTION	DATE	BY	TITLE
-	-	-	CLAYTON HOMES
-	-	-	LITERATURE PLAN
-	-	-	DESC:
-	-	-	SCALE: 3/16"=12"
-	-	-	DRB: SWW
-	-	-	DATE: 3/19/24
-	-	-	HIM PG:
-	-	-	FILE NAME: GEM - TOPAZ
-	-	-	DWG. NO: 956H7414-613
-	-	-	REV

