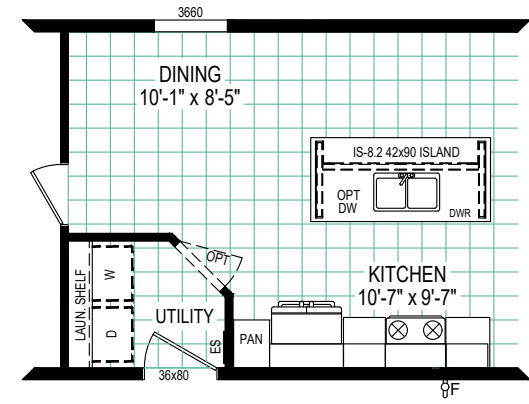


OPTIONAL DELUXE / DREAM BATH LAYOUT



REVERSE AISLE OPTION

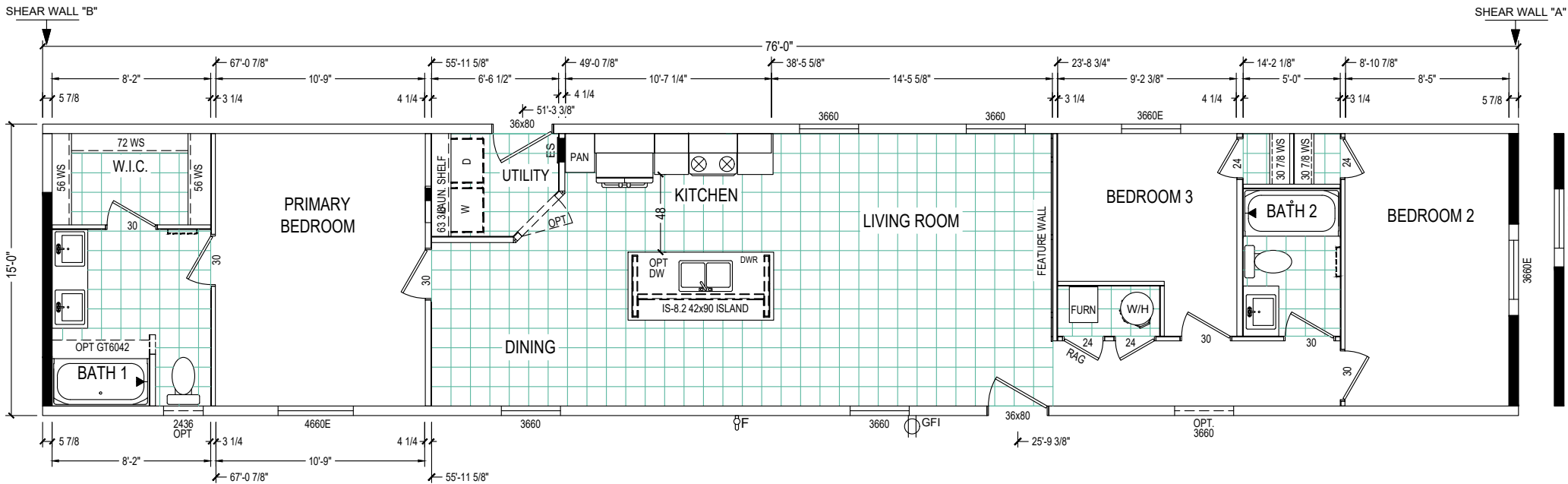
Pulse Collection
 Model: 7616-4700
 1140 Square Feet - 3 Bed / 2 Bath

CLAYTON WAKARUSA
 Div. of CMH Manufacturing West Inc.
 66700 STATE ROAD 19 P.O. BOX 406
 WAKARUSA, INDIANA 46573

PULSE COLLECTION
 FLOOR PLAN

REVISION BOX

DRAWN BY: DCS
 DATE: 12/6/2023
 2326 MODEL
 7616-4700



CLAYTON WAKARUSA
 Div. of CMH Manufacturing West Inc.
 66700 STATE ROAD 19 P.O. BOX 406
 WAKARUSA, INDIANA 46573

PULSE COLLECTION
FLOOR PLAN

10/31/2025 UPDATE TO NEW HUD CODE REVISION BOX JOT

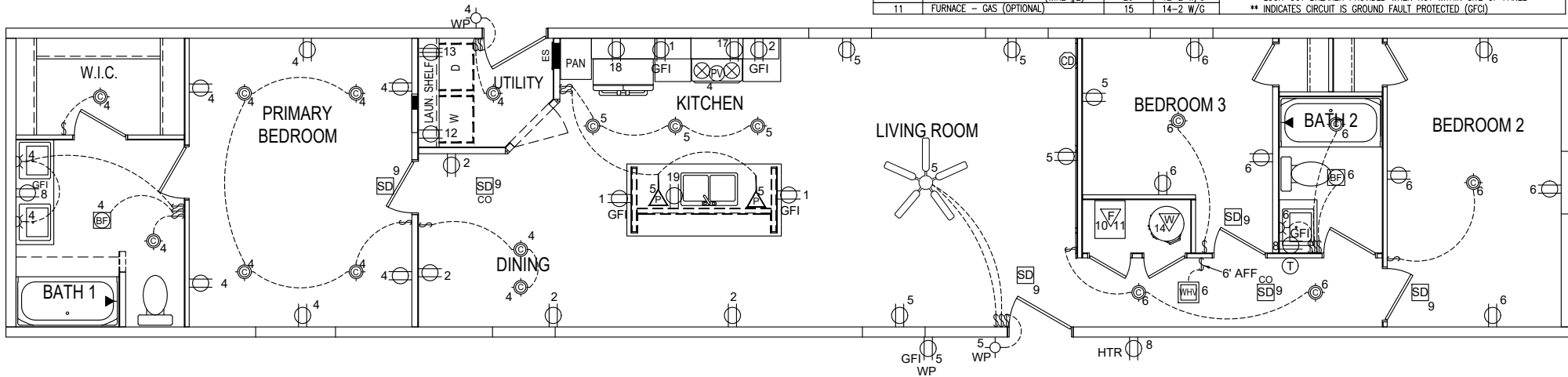
DRAWN BY: DCS
 DATE: 12/6/2023

2026 MODEL
7616-4700

ELECTRICAL SCHEDULE

CIR. NO.	CIRCUIT DESCRIPTION	BREAKER	WIRE SIZE	CIR. NO.	CIRCUIT DESCRIPTION	BREAKER	WIRE SIZE
1	PORTABLE APPLIANCE	20	12-2 W/G	12	WASHER	20	12-2 W/G
2	PORTABLE APPLIANCE	20	12-2 W/G	13	CLOTHES DRYER	30	10-3 W/G
3	PORTABLE APPLIANCE	20	12-2 W/G	* 14	WATER HEATER (4500 WATTS)	25	10-2 W/G
4	GENERAL LIGHTING	15	14-2 W/G		HEAT PUMP WATER HEATER (4500 WATTS)	30	10-2 W/G
5	GENERAL LIGHTING	15	14-2 W/G	16	RANGE (12.5 KW MAX) (OPTIONAL)	40	8-3 W/G
6	GENERAL LIGHTING	15	14-2 W/G	17	GAS RANGE	15	14-2 W/G
7	GENERAL LIGHTING	15	14-2 W/G	18	REFRIGERATOR	20	12-2 W/G
8	BATH GFCI CIRCUIT	20	12-2 W/G	19	DISHWASHER / GARBAGE DISPOSAL (OPT)	20	12-2 W/G
9	SMOKE DETECTORS	15	14-3 W/G	20	MICROWAVE OVEN (OPTIONAL)	15	14-2 W/G
* 10	ELECTRIC FURNACE			21	RANGE POWER VENT W/CORD	15	14-2 W/G
	1. ALTERNATE CIRCUIT	60	6-6-8 W/G	22	FREEZER (OPTIONAL)	20	12-2 W/G
	2. ALTERNATE CIRCUIT (WIRE #1)	50	6-6-8 W/G	** 23	WHIRLPOOL TYPE TUB	20	12-2 W/G
	(WIRE #2)	20	12-2 W/G				
11	FURNACE - GAS (OPTIONAL)	15	14-2 W/G				

* LOCK-OUT BREAKER PROVIDED WHEN NOT WITHIN SITE OF PANEL
** INDICATES CIRCUIT IS GROUND FAULT PROTECTED (GFCI)



GENERAL NOTES:

- ALL ELECTRICAL REQUIREMENTS, WIRING METHODS, AND REFERENCES MADE ARE IN ACCORDANCE WITH APPLICABLE SECTIONS OF THE 2014 NATIONAL ELECTRICAL CODE.
- ALL 15-AMP AND 20-AMP GENERAL LIGHTING CIRCUITS THAT ARE NOT SPECIFICALLY DEDICATED TO AN APPLIANCE OR SMOKE ALARMS SHALL BE AFCI PROTECTED.
- ALL 15-AMP AND 20-AMP RECEPTACLES MUST BE LISTED TAMPER RESISTANT.
- HEAT TAPE RECEPTACLES MUST BE INSTALLED ON A GFCI PROTECTED CIRCUIT AND LOCATED WITHIN 24" OF WATER INLET.
- WIRE IS NM CABLE WITH GROUND.
- LAVATORY RECEPTS ARE GFI PROTECTED.
- ALL KITCHEN RECEPTACLES OVER COUNTER TOPS ARE GFCI PROTECTED.
- OUTDOOR FIXTURES SHALL BE LISTED OR APPROVED FOR OUTDOOR USE.
- OUTSIDE RECEPTACLES ARE GFI PROTECTED WITH WEATHER-PROOF COVERS.
- ALL CLOSET LIGHTS TO BE A MIN. 12" FROM SHELF AND CLOSED TYPE.
- ALL SMOKE ALARMS ARE ON A DEDICATED CIRCUIT, WITH BATTERY BACK UP AND INSTALLED IN ACCORDANCE WITH MANUFACTURER'S INSTRUCTIONS. ANY SMOKE ALARM LOCATED WITHIN 20 FEET OF A KITCHEN MUST HAVE A TEMPORARY SILENCING FEATURE.

SYMBOL SCHEDULE

SYMBOL	DESCRIPTION	SYMBOL	DESCRIPTION
⊕	LIGHT FIXTURE	SD	SMOKE DETECTOR
⊕	LIGHT FIXTURE	SD/CO	COMBINATION SMOKE/CO DETECTOR
⊕	RECESSED CAN LIGHT "IC" LISTED AND SUITABLE FOR WET LOCATIONS	ES	SERVICE PANEL
⊕	PENDANT LIGHT FIXTURE	WP	WEATHER PROOF FIXTURE
⊕	DUPLEX RECEPTACLE	GFI	GROUND FAULT PROTECTED
⊕	DRYER RECEPTACLE (30A/230V)	⊕	POWER BATH VENT
⊕	WALL SWITCH	⊕	POWER VENT
⊕	THREE WAY WALL SWITCH	⊕	WHOLE HOUSE VENT FAN
⊕	THERMOSTAT	⊕	PHONE JACK
⊕	FURNACE	⊕	CABLE JACK
⊕	WATER HEATER	⊕	COMM. DROP/DATA JACK

CLAYTON WAKARUSA
Div. of CMH Manufacturing West Inc.
66700 STATE ROAD 19 P.O. BOX 406
WAKARUSA, INDIANA 46573

PULSE COLLECTION
ELECTRICAL LAYOUT

REVISION BOX

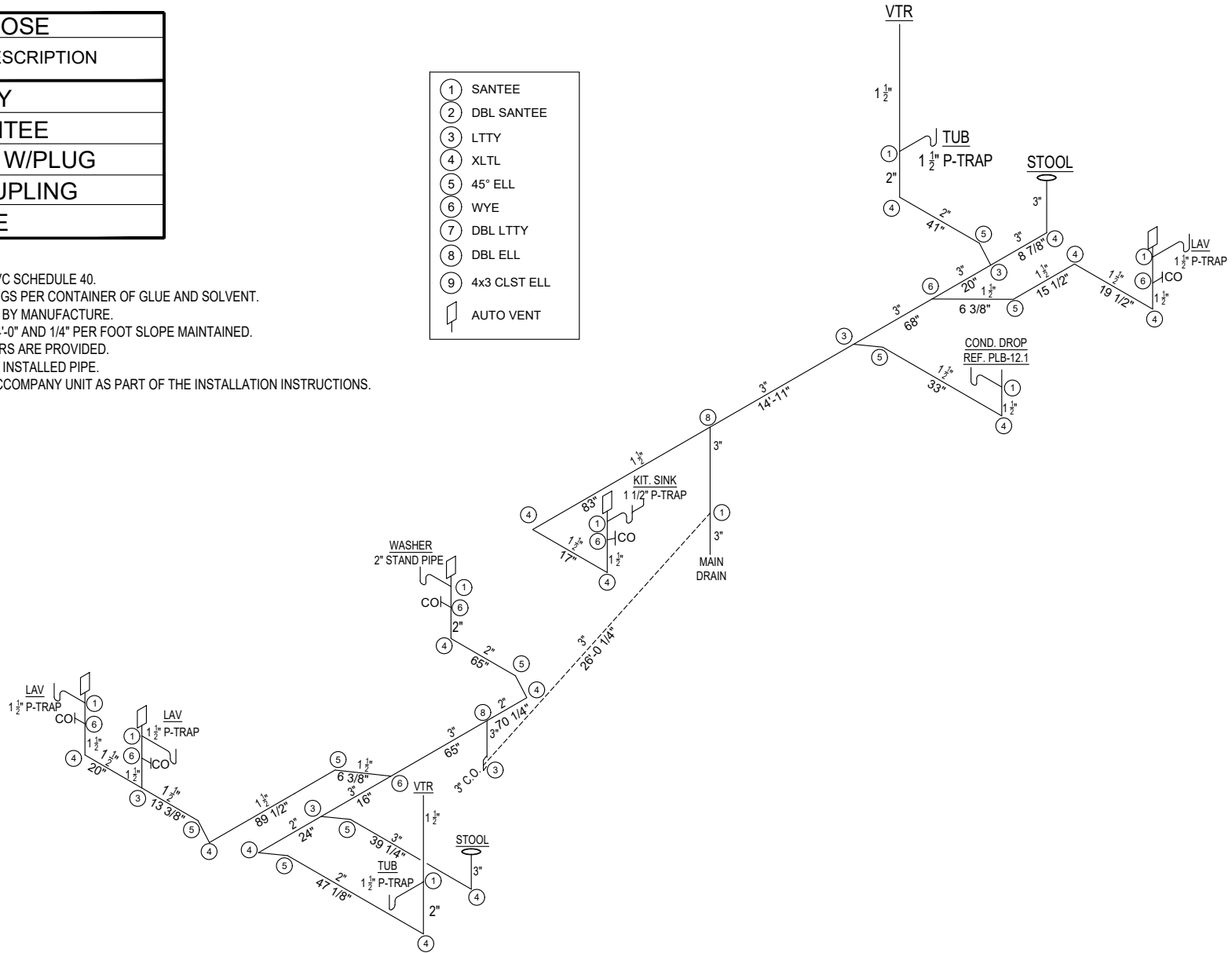
DRAWN BY: DCS
DATE: 12/6/2023

2026 MODEL
7616-4700

SHIP LOOSE	
QUANTITY	DESCRIPTION
1	3" LTTY
1	3" SANTEE
1	3" C/O W/PLUG
2	3" COUPLING
25'	3" PIPE

- NOTE:
1. ALL PIPE AND FITTINGS ARE PVC SCHEDULE 40.
 2. ASSEMBLY OF PIPE AND FITTINGS PER CONTAINER OF GLUE AND SOLVENT.
 3. MATERIAL, PIPE, AND FITTINGS BY MANUFACTURE.
 4. PIPING TO BE SUPPORTED AT 4'-0" AND 1/4" PER FOOT SLOPE MAINTAINED.
 5. CUT PIPE TO LENGTH, COUPLERS ARE PROVIDED.
 6. DASHED LINES INDICATE FIELD INSTALLED PIPE.
 7. A COPY OF THIS LAYOUT TO ACCOMPANY UNIT AS PART OF THE INSTALLATION INSTRUCTIONS.

- | | |
|---|--------------|
| ① | SANTEE |
| ② | DBL SANTEE |
| ③ | LTTY |
| ④ | XLTL |
| ⑤ | 45° ELL |
| ⑥ | WYE |
| ⑦ | DBL LTTY |
| ⑧ | DBL ELL |
| ⑨ | 4x3 CLST ELL |
| | AUTO VENT |



CLAYTON WAKARUSA
 Div. of CMH Manufacturing West Inc.
 66700 STATE ROAD 19 P. O. BOX 406
 WAKARUSA, INDIANA 46573

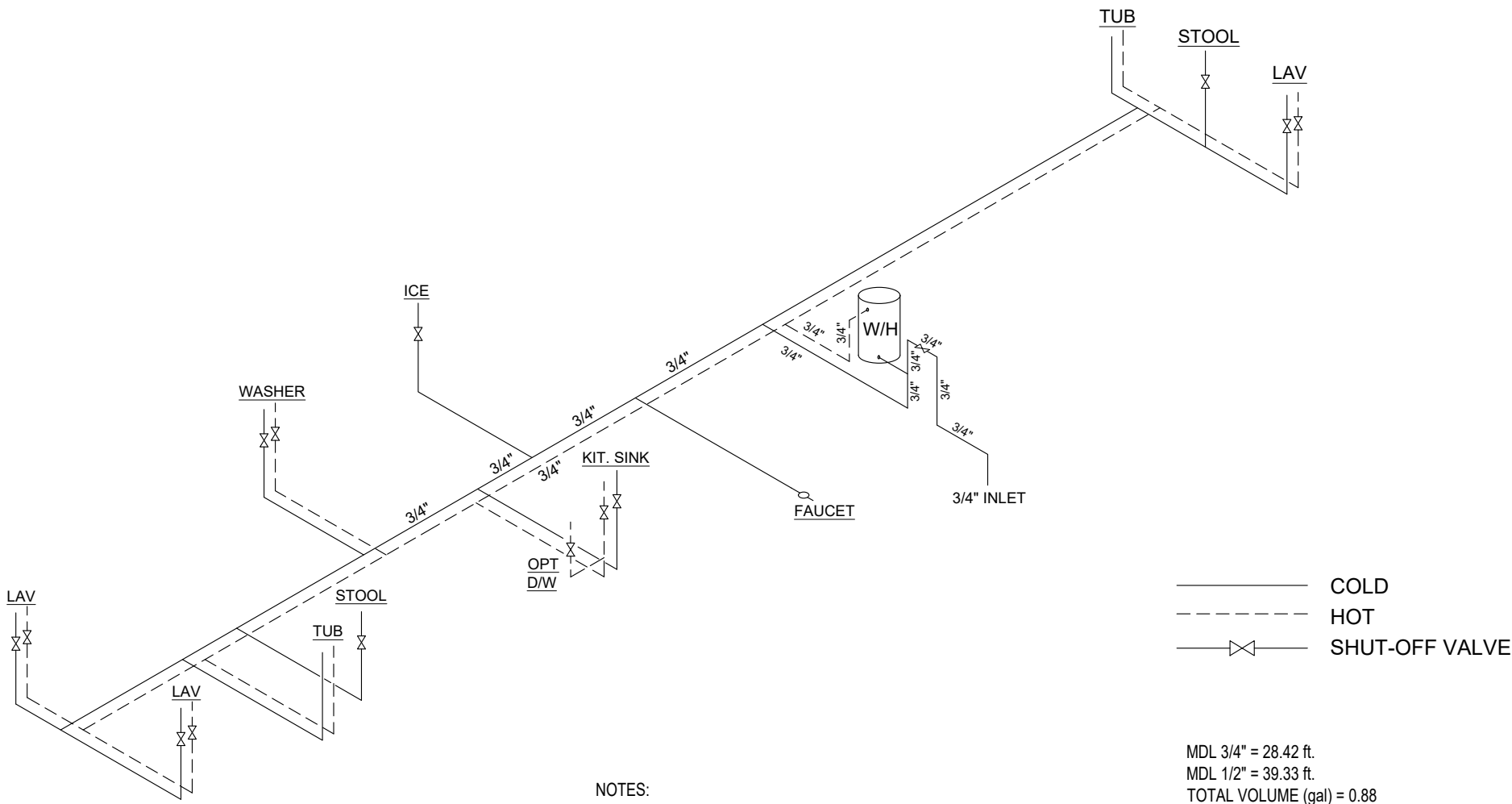
PULSE COLLECTION
PLUMBING DWV LAYOUT

REVISION BOX

DRAWN BY: DCS
 DATE: 12/6/2023

2026 MODEL

7616-4700



- NOTES:
1. ALL PIPING IS TUFF-PEX
 2. ALL FITTINGS ARE LISTED FOR USE WITH TUFF-PEX
 3. ALL LINES 1/2" UNLESS OTHERWISE SPECIFIED
 4. MAIN SHUT-OFF INSTALLED AT INLET. ALL OTHER SHUT-OFFS ARE OPTIONAL.
 5. WATER HEATER TO BE INSTALLED IN ACCORDANCE WITH THE MANUFACTURERS INSTALLATION INSTRUCTIONS.

CLAYTON WAKARUSA
 Div. of CMH Manufacturing West Inc.
 66700 STATE ROAD 19 P.O. BOX 406
 WAKARUSA, INDIANA 46573

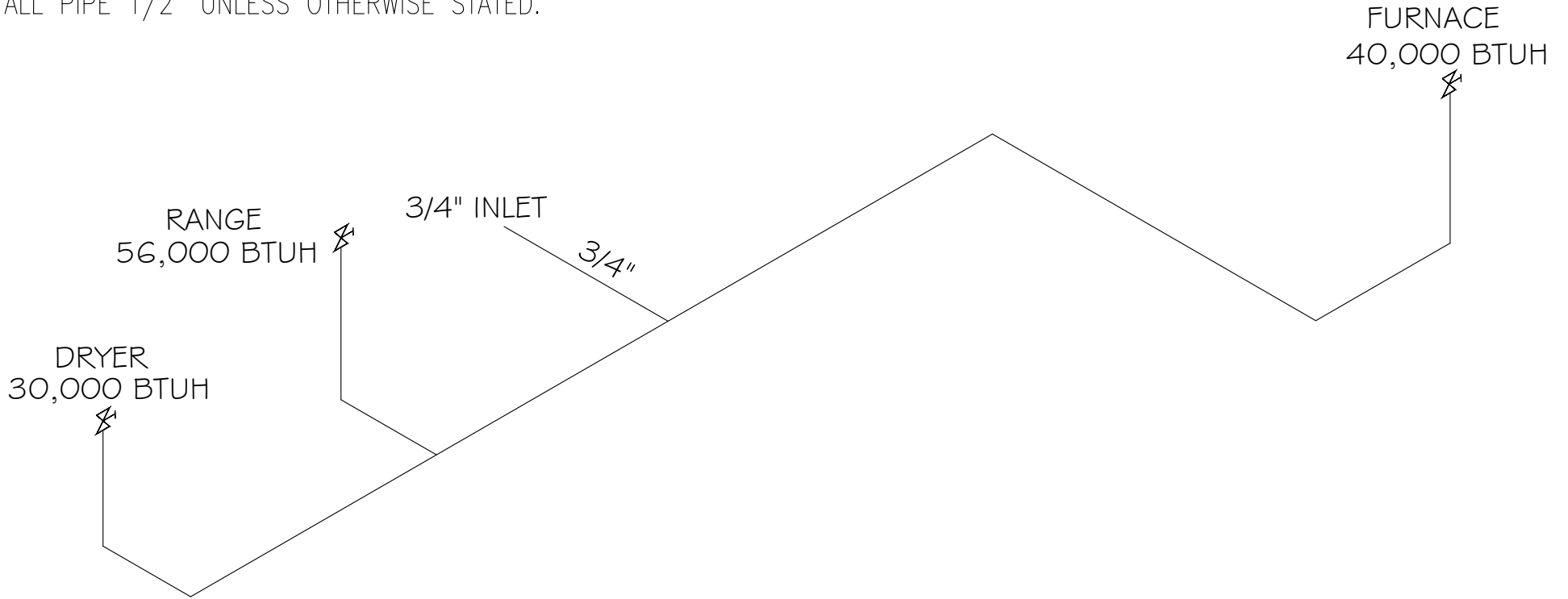
PULSE COLLECTION
PLUMBING SUPPLY LAYOUT

REVISION BOX
 DRAWN BY: DCS
 DATE: 12/6/2023
2026 MODEL

7616-4700

NOTE:

- 1: ALL PIPE AND FITTINGS ARE B.I.
- 2: TOTAL DESIGN LENGTH IS 30 FEET.
- 3: TOTAL MAXIMUM DESIGN IS 126,000 BTUH.
- 4: \times DENOTES SHUT OFF VALVE.
- 5: ALL PIPE 1/2" UNLESS OTHERWISE STATED.



CLAYTON WAKARUSA
Div. of CMH Manufacturing West Inc.
66700 STATE ROAD 19 P.O. BOX 406
WAKARUSA, INDIANA 46573

PULSE COLLECTION
GAS SUPPLY LAYOUT

REVISION BOX

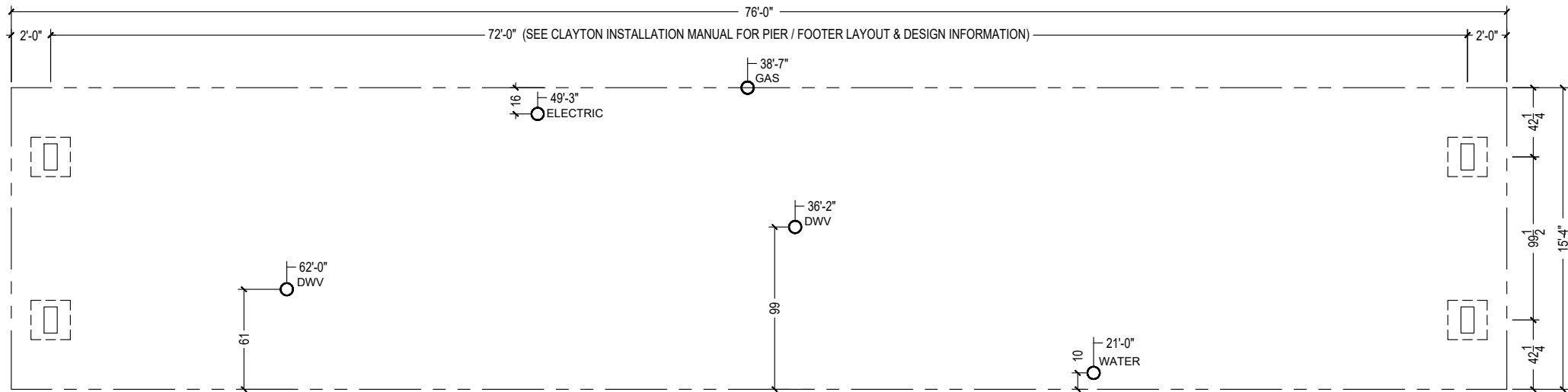
DRAWN BY: DCS
DATE: 12/6/2023

2026 MODEL

7616-4700

GENERAL NOTES

1. THIS PRINT IS PROVIDED TO SHOW THE REQUIRED PIER LOCATION THAT ARE NOT MODIFIED BY THE SITE SOIL CLASSIFICATIONS
2. REFERENCE THE CLAYTON HOMES HUD INSTALLATION MANUAL FOR ALL LAYOUT AND DESIGN INFORMATION
3. THIS STRUCTURE HAS NOT BEEN DESIGNED TO BE LOCATED WITHIN FLOOD HAZARD LOCATIONS, WHEN SITE IS LOCATED, AUTHORITY HAVING JURISDICTION OR FLOOD HAZARD MAPS, THE UNIT SHALL HAVE LOWEST FLOOR ELEVATED ABOVE THE DESIGNED FLOOD ELEVATION
4. THE DESIGN WIDTH IS NOMINAL AND DOES NOT TAKE INTO ACCOUNT THE OSB, SIDING, OR GAPS IN THE MATELINE AREA. A SITE INSTALLER SHOULD CONFIRM ALL MEASUREMENTS WITH THE FINISHED STRUCTURE.
5. PERMITTER BLOCKING SHOWN MAY BE OMITTED DUE TO ADDITIONAL FLOOR JOISTS PER THE SET UP MANUAL ADDENDUM SU-ADD-177.0.



1. DESIGNED FOR _____ PSF ALLOWABLE SOIL IN ACCORDANCE WITH (PAGE 17 & 18) [3285.202]
2. FROST DEPTH IS _____ INCHES PER (FIGURE 5A) OR FROM LAHJ.
3. FROST PROTECTION WILL BE PROVIDED BY (Check one): NA ; PLACING FOOTERS BELOW GRADE ; FROST PROTECTED DESIGN PAGE _____ ; FROST FREE DESIGN PAGE _____ [3285.312(b)]
4. SPACE FRAME PIERS AT 2' FROM EACH END AND _____ FT. _____ INCHES ON CENTER BETWEEN.
5. LOAD AT EACH FRAME PIER WILL BE _____ LBS. PER (TABLE 6 _____) WITHOUT PERIMETER BLOCKING OR (TABLE 7 _____) WITH PERIMETER BLOCKING AT SPACING ABOVE.
6. SINGLE OR DOUBLE (circle one) DRY OR MORTARED (circle one) STACK CONCRETE BLOCKS WILL BE USED FOR ALL FRAME PIERS WHICH HAS CAPACITY OF _____ LBS PER MAX. & PIER HEIGHT IS _____ INCHES OR LESS (TABLE 9) (PAGE 31) [3285.306]
7. FRAME PIER FOOTING AREA WILL BE _____ SQ. INCHES WHICH WILL BE _____ INCHES (SQUARE OR DIAMETER) (circle one) (TABLE 10)
8. FOOTERS WILL BE POURED/ PRECAST/ OTHER: _____ (circle one or fill in) WITH MINIMUM DEPTH OF _____ INCHES (TABLE 10A)
9. LOAD AT SIDEWALL OPENINGS IS _____ LBS. (TABLE 6d). FOOTING AREA WILL BE _____ SQ. INCHES WHICH WILL BE _____ INCHES (SQUARE OR DIAMETER) (circle one) (TABLE 10)
10. MATING WALL COLUMN PIERS: SPAN: _____ FT.; LOAD: _____ LBS.; FOOTER SIZE: _____ INCHES (SQUARE OR DIAMETER) (circle one); PIER CONF: _____ STACKED; (PER TABLE 5 _____; TABLE 10; TABLE 9)

(Reference to Clayton Homes DAPIA approved Installation manual)
 (Reference to Federal Statutes 24 CFR Part 3280, 3285 or 3286)

FOUNDATION DESIGN INFO.

1. Wind Speed: Wind Zone 1
2. Maximum Roof Load: 30psf
3. Seismic Design Category: C
4. Max Sidewall Overhang: 3"

Perimeter blocking not Required

CLAYTON WAKARUSA
 Div. of CMH Manufacturing West Inc.
 66700 STATE ROAD 19 P.O. BOX 406
 WAKARUSA, INDIANA 46573

PULSE COLLECTION
 FOUNDATION LAYOUT 20#, 30#

REVISION BOX

DRAWN BY: DCS
 DATE: 12/6/2023

2026 MODEL

7616-4700